

FEATURES特点

- 1 Pole 12A and 16A, 1C or 1A contact, 2 Pole 8A, 2C or 2A contact switching capabilities.
单刀12安培及1组转换或1组常开等, 以及双刀 8安培, 2组转换或2组常开等接点形式和转换能力。
- Height is 15.7mm.
高度为15.7毫米
- Creepage distance 10mm.
爬电距离为 10毫米.
- High Insulation高绝缘度
- 5KV dielectric coil to contacts. 5KV 绝缘自线圈到接点
- Surge Strength 10,000V(1.5 × 50 μ s)
冲击强度为10,000伏特(1.5 × 50 μ s)
- Tracking Index PTI 250V . 跟踪指数 PTI 250V
- Material Group of Insulation Parts ≤ III a. 绝缘零件材质 ≤ III a
- UL safety approval. UL 安规认证.
- Coil Insulation (UL 1446) Class F.
线圈绝缘符合(UL 1446) F级标准
- Clearance/Creepage distance coil-contact ≥ 8mm.
线圈及接点的沿面及爬电距离为 ≥ 8mm
- Sensitive coil 250mW. 线圈感度为250mW



UL FILE NO.: E171095

CQC FILE NO.: CQC09002035166

用途: 家用电器、自动化系统、电子设备、仪器、仪表、通讯装置和遥控设备。

CONTACT RATING 接点参数

Contact Form 接点形式	Y02 1A SPST-NO 1C SPDT	Y02 2A DPST-NO 2C DPDT	Y02-T 1A SPST-NO 1C SPDT	Y02H 1A SPST-NO 1C SPDT
Max. Switching Power最大切换功率	3000VA 360W	2000VA 240W	4000VA 480W	2500VA 300W
Max. Switching Voltage最大切换电压	250VAC 30VDC			
Max. Switching Current最大切换电流	12A	8A	20A	10A
Min. Switching Current /Voltage 最小切换电流/电压	100mA 5VDC			
Rating Load(Resistive)额定负载(阻性)	12A 250VAC 12A 30VDC	8A 250VAC 8A 30VDC	16A 250AC 20A 125VAC	10A 250VAC 10A 30VDC
Contact Material接点材质	Ag Alloy银合金			

CHARACTERISTICS 性能参数

Electrical Life 电气寿命	1 × 10 ⁵	
Mechanical Life机械寿命	1 × 10 ⁷	
Insulation Resistance绝缘阻抗	Min. 100MΩ 500VDC	
Contact Resistance(Initial)接触电阻	≤ 100mΩ (6VDC 1A)	
Operate Time 动作时间	≤ 7ms	
Release Time 开放时间	≤ 3ms	
Initial Dielectric Strength 耐压	between open contacts开放接点间: 50/60Hz 1000VAC 1min. between contacts and coil接点线圈间: 50/60Hz 5000VAC 1min. between contact sets接点组间: 50/60Hz 2500VAC 1min.	
Vibration Resistance 耐振动	Malfuction: 误动作:	10 ~ 55Hz Double Amplitude双振幅 1.5mm
	Damage limits: 耐久:	10 ~ 55Hz Double Amplitude双振幅 1.5mm
Shock Resistance 耐冲击	Malfuction: 误动作:	10G
	Damage limits: 耐久:	100G
Ambient Temperature环境温度	-40℃ ~ +85℃ (No freezing 无结冰)	
Relative Humidity相对湿度	85% at 40℃	
Unit Weight单位重量	约Approx. 13g	

ORDERING INFORMATION型号代码说明

Y02 H - 1A - 12 D S - T <u>1</u> <u>2</u> <u>3</u> <u>4</u> <u>5</u> <u>6</u> <u>7</u>	
<ol style="list-style-type: none"> 1. Model Number 型号 2. Coil Sensitivity 线圈感度 Nil = Standard Type(约 0.4W) 标准型 H = High Sensitive Type(约. 0.25W)高感度型 3. Contact Arrangement 接点形式 1A= 1 Form A 1组常开 1C =1 Form C 1组转换 2A= 2 Form A 2组常开 2C= 2 Form C 2组转换 4. Coil Voltage 线圈电压 5、6、9、12、24、48、60、110VDC 	<ol style="list-style-type: none"> 5. Coil Type 线圈形式 D=DC 直流 6. Enclosure 密封形式 Nil =General Type 普通型 S =Sealed Type 密封型 7. Terminal Type 端子形式 Nil =One Foot 单脚 T = Two Feet (Remark “T” is for One Pole only) (“T” 仅限于单刀接点形式)双脚

COIL RATINGS (at 20°C) 线圈额定值 (在20°C)

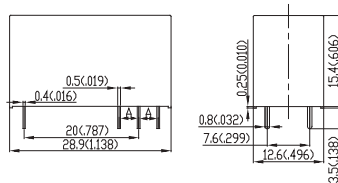
COIL TYPE 线圈形式	Coil Nominal Voltage 线圈额定电压 (V)	Coil Resistance 线圈阻抗 ($\Omega \pm 10\%$)	Pick-Up Voltage 动作电压(V) (Max)	Drop-Out Voltage 开放电压(V) (Min)	Nominal Current 额定电流 (mA)
DC Standard Coils 直流标准线圈 (abt. 0.4W)	5	62	3.5	0.5	80.6
	6	90	4.2	0.6	66.7
	9	200	6.3	0.9	45
	12	360	8.4	1.2	33.3
	24	1440	16.8	2.4	16.7
	48	5760	33.6	4.8	8.7
	60	7340	42	6.0	8.2
	110	26600	77	11.0	4.1
DC High Sensitive Coils 直流高感度线圈 (abt. 0.25W)	5	100	3.7	0.5	50
	6	144	4.5	0.6	41.7
	9	320	6.8	0.9	28.1
	12	576	9.0	1.2	20.8
	24	2304	18.0	2.4	10.4
	48	9216	36.0	4.8	5.2
	60	12857	45.0	6.0	4.7

* Max Continuous Voltage at 20° C: 130% of Coil Normal Voltage.
最大使用电压在20°C:线圈额定电压的130%

OUTLINE DIMENSIONS 外部尺寸

UNIT: mm(inch) 单位: 毫米(英寸)

Dimensions尺寸



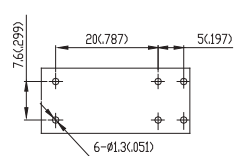
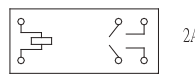
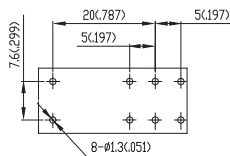
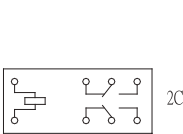
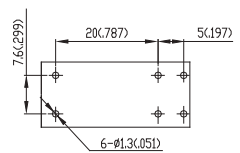
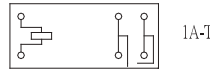
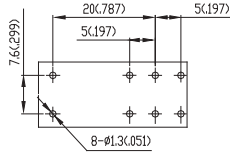
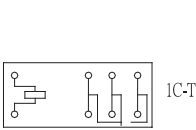
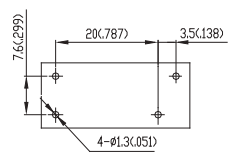
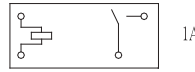
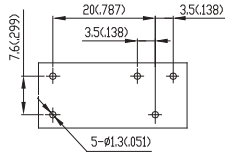
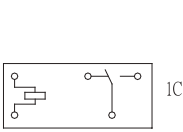
A:3.5(.138); 5.0(.197)

Internal Connections 接线图
(Bottom View 底视图)

Drilling Plan 孔位图
(Bottom View 底视图)

Internal Connections 接线图
(Bottom View 底视图)

Drilling Plan 孔位图
(Bottom View 底视图)

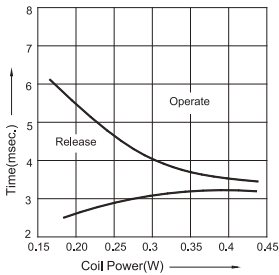


REMARK: Dimensions $\leq 5\text{mm} \pm 0.2\text{mm}$, $> 5\text{mm} \pm 0.3\text{mm}$, the tolerance of PCB thru hole: $+0.2\text{mm}$
备注: 尺寸公差 $\leq 5\text{mm} \pm 0.2\text{mm}$, $> 5\text{mm} \pm 0.3\text{mm}$, 印刷电路板孔 $+0.2\text{mm}$

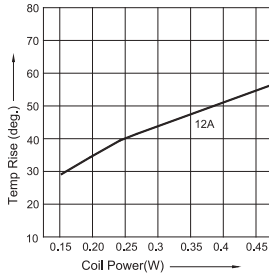
Y02 Reference Data 参考资料

Y02-1A, Y02-1C

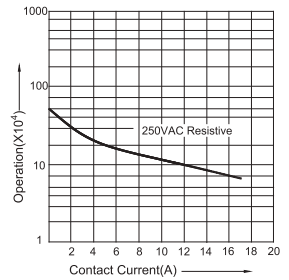
Timing



Coil Temperature Rise

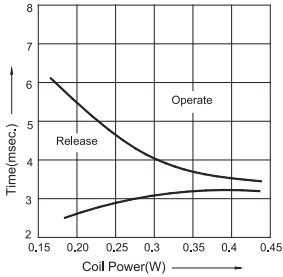


Life Curves

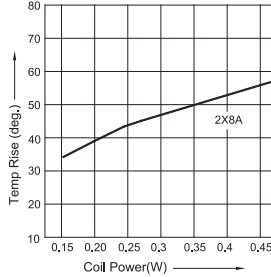


Y02-2A, Y02-2C

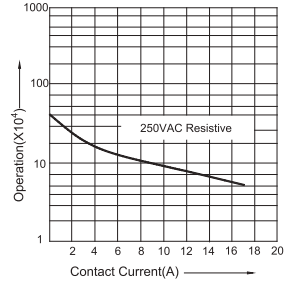
Timing



Coil Temperature Rise

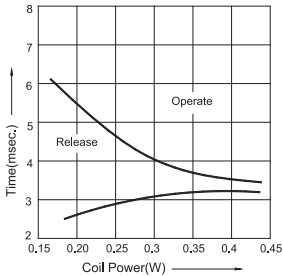


Life Curves

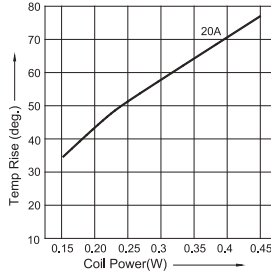


Y02-1A-T, Y02-1C-T

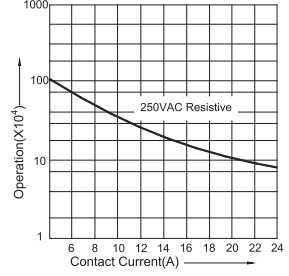
Timing



Coil Temperature Rise



Life Curves



SAFETY STANDARD 安规认证

SAFETY 安规名称	Coil Voltage 线圈电压	Contact Rated 接点额定值
CQC	DC:12V, 24V	(Y02-T 1A/1C) 16A 250VAC (Y02 1A/1C) 12A 250VAC (Y02H 1A/1C) 10A 250VAC (Y02 2A/2C) 8A 250VAC
UL	DC:5 - 110V	(Y02-T 1A/1C) 16A 250VAC 20A 125VAC 1HP 240VAC 1/2HP 120VAC (Y02 1A/1C) (Y02H 1A/1C) 12A 250VAC 1/2HP 240VAC 1/3HP 120VAC (Y02H 1A/1C) (Y02 1A/1C) 10A 250VAC 1/2HP 240VAC 1/3HP 120VAC Y02(2A 2C) Y02/Y02H (2A 2C) 8A 250VAC 5A 30VDC 1/2HP 240VAC TV-3(1A) 360VA 240VAC (B300)(From A only)